



RISO EZ Drum Ledger/A3



RISO Auto Document Feeder AF-VI



RISO Job Separator IV:N III



Card Feed Kit



RISO Key Card Counter IV:N

- RISO PC Interface Card USB2.0
- RISO Network Card
- RISO Printer Driver for Macintosh
- RISO Accounting Tool

Consumables
RISO MASTER Z TYPE (215 sheets per roll)
RISO INK Z TYPE (1000ml per cartridge)



RISO EZ391U

Master-making / Printing methods	High-speed digital master-making / Fully automatic stencil printing
Original Type	Book, Sheet
Original Size	When using the Glass Platen : 1 31/32" x 3 9/16" - 12 3/16" x 17" (50 mm x 90 mm - 310 mm x 432 mm) When using the AF-VI (option) : 3 15/16" x 5 27/32" - 12 3/16" x 17" (100 mm x 148 mm - 310 mm x 432 mm)
Original Paper Weight	When using the Glass Platen : 22 lb (10 kg) or less When using the AF-VI (option) : 13 lb bond - 34 lb bond (50 gsm - 128 gsm)
Scanning Area (max.)	11 7/16" x 16 3/4" (291 mm x 425 mm)
Print Paper Size	Standard : 3 15/16" x 5 27/32" - 12 3/16" x 17" (100 mm x 148 mm - 310 mm x 432 mm)
Paper Supply Capacity	1000 sheets (64 gsm)
Print Paper Weight	Standard : 12 lb bond - 110 lb index (46 gsm - 210gsm) When using the Card Feed Kit (option): 27 lb bond - 221 lb index (100 gsm - 400 gsm)
Image Processing Mode	Line, Photo, Duo, Pencil
Resolution	Scanning resolution: 300dpi x 600dpi Printing image resolution: 600e dpi (600dpi x 600dpi: Perforation density on the master)
Master-making Time	Approx. 20 seconds (for A4 / Landscape / 100% reproduction ratio)
Printing Area (max.)	11 7/16" x 16 3/4" (291 mm x 425 mm)
Print Reproduction Ratio	3 enlargements (inch) : 121%, 129%, 154% / (metric) : 116%, 122%, 141% 3 reductions (inch) : 78%, 65%, 61% / (metric) : 87%, 82%, 71% Zoom : 50% - 200% in 1% increments Margin+ : 94%
Print Speed	60 ppm - 130 ppm (5 steps variable)
Print Position Adjustment	Vertical : ± 19/32" (± 15 mm) Horizontal : ± 3/8" (± 10 mm)
Ink Supply	Fully automatic (1,000 ml per cartridge)
Master Supply / Disposal	Fully automatic (215 sheets per roll)
Master Disposal Capacity	Approx. 100 sheets
User Interface	LED Panel with Progress Arrow indicators, Front Side Operation
Power Source	EZ391U: 100V - 120V AC, <2.5A> 50Hz - 60Hz / 220V - 240V AC, <1.3A> 50Hz - 60Hz
Dimensions (WxDxH) without stand	When in use: 55 23/32"(H) x 25 25/32"(D) x 26 3/16"(H) (1415mm(W) x 655mm(D) x 665mm(H)) When in storage: 30 23/32"(W) x 25 25/32"(D) x 26 3/16"(H) (780mm(W) x 655mm(D) x 665mm(H))
Weight without stand	Approx. 222 lb (101 kg)


Specifications are subject to change without notice. Details may vary depending on the region.

RISO logo is the registered trademark of RISO KAGAKU CORPORATION.
RISO iQualitySystem™ and  are the trademarks of RISO KAGAKU CORPORATION.
Copyright ©2012 RISO KAGAKU CORPORATION. All rights reserved.
The color of the actual product may vary from the color shown in the brochure.

 RISO, Inc.
300 Rosewood Drive, Suite 210 Danvers, MA 01923-4527
<http://us.riso.com>

For more details please contact:

The unique approach to printing.



Ledger
130ppm





EZ391U Digital Duplicator

Easy and Economical Ledger-Sized Printing

The RISO digital duplicator prints on a much broader range of media at speeds that far exceed commonly used laser-based copiers. The RISO digital duplicator is specifically designed to handle run lengths that are too long for copiers or laser printers.

The printing capability of the EZ391U digital duplicator facilitates the handling of print jobs ranging from everyday documents and business communications to more specialized applications like forms-on-demand, business cards, and even cardstocks.

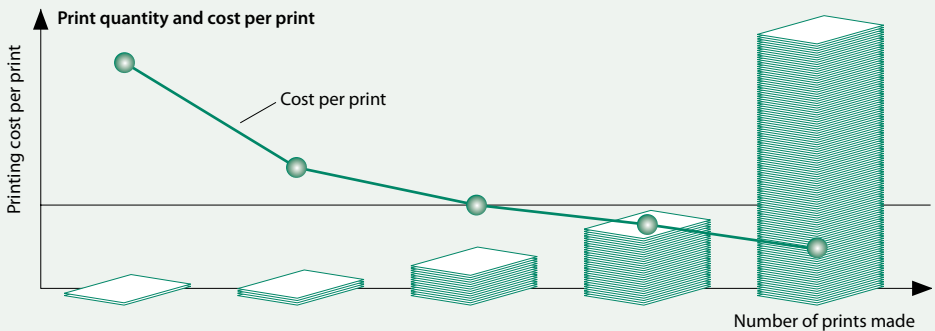
In addition, the RISO digital duplicator allows organizations to bring many previously outsourced print jobs in-house for maximum control and cost effectiveness. As a result, the EZ391U digital duplicator becomes the ultimate economical, on-demand printing solution.

Cost Effective
Easy to Operate
High Speed & Productive
Versatile & Reliable
Environmentally Friendly



Duplicate to Save Costs

The RISO EZ391U digital duplicator makes prints from a master. As a result, the more pages generated from each master the lower the cost per print, making the RISO EZ391U highly economical for mid- to large-volume printing.



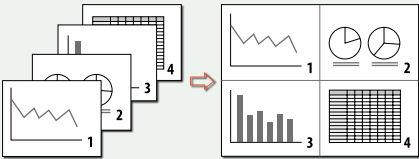


Versatility Supports Cost Management
Bring specialty paper stock jobs in-house to avoid the costs of outsourced printing. The EZ391U accepts multiple paper stocks; such as newsprint, construction paper, envelopes, postcards, and recycled paper. It handles legal size as well. At 130 impressions per minute, you can double or even triple printing output without increasing printing costs.

Save Energy NEW
A digital duplicator consumes as little as 1/6th* the energy of a photocopier. For extra power efficiency, the EZ391U features an ECO Mode to minimize electricity consumption without compromising print quality. After a specified time in idle, the machine automatically enters into sleep mode, reducing power consumption by half; to just about 5W. Auto Power-OFF Mode turns the power off.
*When compared with a 1500W photocopier or multifunction printer

Economic Printing
Further savings can be realized when using the Ink Saving Mode to reduce ink usage when printing drafts or proofs.

Reduce Paper Consumption
Print two originals onto one sheet of paper using the 2Up feature.



Intuitive

Ease of Use



1. Place the original on the glass and press the start key to make a master.



2. Input the number of prints desired and press the start key again to begin printing.



Smart Design

Convenient Master Disposal Only from RISO

The intuitive design makes it easy to dispose of used masters; the drawer-like box pulls out and a vertical turn and a twist of the wrist allow easy disposal of the used master.



Replace Consumables with Ease

Intuitive design simplifies routine operations such as the ability to mount a new master from the front of the machine and lock/unlock ink bottles with a twist.



Enhanced Printing

Customize to Optimize

The EZ391U allows you to print from a wide variety of original formats. Multiple features help improve printing productivity and output.


Optimize

Optimize Your Output

For optimal output, the EZ391U features four preset Image Processing Modes: Line, Photo, Duo (line/photo/shadow), and Pencil (darker/lighter).

Enhance Faded and Colored Originals

Select Pencil to adjust the scanning contrast and obtain optimum output quality for low-density and colored originals.



Improve Photo Images

Use Dot Process Mode for clearer photo image output.

Improve Output through PC Connectivity

RISO EZ391U provides two ways to connect to a PC. The optional USB port allows simple single-cable connection (RISO PC Interface card USB2.0). The optional network card lets you put EZ391U on your network (RISO Network Card). Produce high-quality output with direct PC connectivity.

Increase the Retention Rate of Your Message

Spot-color enhances the appeal of your document. The print cylinder is easily removed from the main unit and replaced with the color of your choice. RISO has a wide variety of color inks (18 Standard and 62 Special Edition) as well as the capability to order Custom Colors.



Productive

Speed to Print

The EZ391U can print up to a maximum of 130 pages per minute. That's over 1,000 pages in only eight minutes.

Time required to print 1,000 pages



Note: Approximately three times faster than a photocopier or multifunction printer when compared with a 40ppm photocopier or MFP.

Paper Output Mechanism Neatly Stacks Papers at High Speed

The paper ejection mechanism with the V-shaped configuration of the paper receiving tray neatly cascade and stack jobs for simple removal, thereby enhancing productivity.



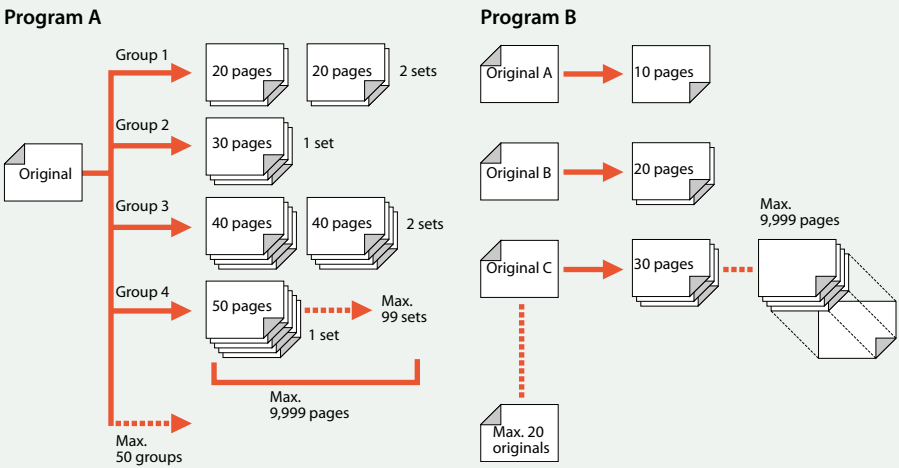
Only from RISO

Enhanced Efficiency

Programmable Printing, Reduces Manual Operations

The Program Mode lets you specify the number of copies in a set (up to 9,999), and the number of sets in a group (up to 99) up to a maximum of 50 groups when printing from a single original; for multiple originals (maximum of 20), up to 9,999 copies for each is possible.

Once the job parameters are programmed, they can be stored in memory for future instant retrieval. Output is automatically organized into groups you specify, and can be further enhanced via the optional Job Separator, which raises sorting efficiency by inserting tape to mark the end of a job.



Reliable

Engineered to Last

With an impressive monthly duty cycle and 130 impressions per minute the RISO EZ391U is designed to handle a range of high-volume printing needs. The machine has been rigorously tested to ensure compliance with these requirements (1,000,000 copy testing).


Additional Features

Green Is More Than Just a Color

RISO duplicators consume 1/6th* the energy required to run multifunction printers. Features like Auto Power OFF, Auto Sleep Modes and the ability to print on recycled stocks with soy-based ink make the EZ391U an environmentally friendly printing choice. RISO EZ series models are ENERGY STAR certified, meeting a high standard for energy-efficient output devices.



*When compared with a 1500W photocopier or multifunction printer.



Protect Your Information

The EZ391U User Management System allows you to set up new user groups, rename, disable, limit usage, and get usage reports*, giving you control of your printing and budgeting needs. There is also a Confidential Mode that prevents the unauthorized reprint of previously created masters.

*RISO PC INTERFACE CARD USB2.0 and RISO NETWORK CARD are required.



RISO i Quality System

Only from RISO

The RISO i Quality System delivers a large number of quality and convenience benefits. Among them are:

- Automatic assurance of optimum print quality
- Prevention of operator error
- Warning of shortages in remaining ink/master volume
- Minimized paper waste

rISO i QualitySystem™



The RISO i Quality mark indicates a RISO product compatible with the RISO i Quality System.




Feed side



- 1. Master disposal box
- 2. Paper feed tray

Front



- 3. Flat bed scanner
- 4. Ink cartridge cap holder
- 5. Easy ink setting
- 6. Slide-out master-making unit
- 7. Lightweight print cylinder

Output side



- 8. Paper receiving tray
- 9. Paper arrangers